



*Hu-Friedy*  
**ULTRASONIC SCALING**

HIGH PERFORMANCE  
POWERFUL SOLUTIONS



How the best perform





*Regarding the efficacy of removing calculus,  
a review of collective studies reveals...*

“The best results are probably obtained  
by combining sonic/ultrasonic  
instrumentation with manual scaling.”

- Annals of Periodontology. Proceedings of the 2000 World Workshop in  
Periodontics. Non-Surgical Pocket Therapy: Mechanical. Charles M. Cobb

Hu-Friedy - the world leader in scalers and curettes - offers ultrasonic scaling solutions in both magnetostrictive and piezoelectric technologies; we are proud to give you multiple options to perform at your best. Featured products include:

**MAGNETOSTRICTIVE**

Swivel Direct Flow® Inserts  
SWERV<sup>3</sup>® Scaling Unit

**PIEZOELECTRIC**

Symmetry Scaling Tips  
Symmetry IQ® Multifunctional Device

**Hu-Friedy®**



# HU-FRIEDY MAGNETOSTRICTIVE SCALING INSERTS

Hu-Friedy inserts give you the power, efficiency, and comfort you need to treat a wide range of patients. With a variety of water delivery designs, Swivel® options, and compatibility with all magnetostriuctive ultrasonic scalers, our inserts will truly allow you to perform at your best.

## POINTS OF PERFORMANCE

### EFFICIENT AT LOWER POWER RANGES

Allows you to turn down the power to increase patient comfort and still achieve efficient, thorough scaling.



### COLOR-CODED HANDLES

Colorful resin handles help instantly identify tip design and increase tactile sensitivity.

### WATER DELIVERY OPTIONS

Choose from 4 water delivery options for your preferred combination of spray and lavage.

Compatible with the SWERV<sup>3</sup> Ultrasonic Scaler as well as all Cavitron® and Cavitron-compatible generators.



SWIVEL™ INSERTS  
Hu-Friedy exclusive inserts

WATER DELIVERY:  
INTERNAL FLOW FROM BASE OF TIP

No need to stop scaling to adjust the insert. SWIVEL inserts reduce the drag from the handpiece cord, increasing overall balance for hassle-free scaling.

A large diameter grip reduces finger pinching, resulting in less hand fatigue\* and enhanced tactile sensitivity.

360° SWIVEL  
TECHNOLOGY



				
	#10 Universal	#100 Thin	#1000 Triple Bend	Swivel XT™
25kHz Part Code	UI25SS10	UI25SS100	UI25SS1000	UI25SSXT
30kHz Part Code	UI30SS10	UI30SS100	UI30SS1000	UI30SSXT
POWER LEVEL	MED—HIGH	LOW—MED	LOW—HIGH	25kHz - LOW 30kHz - LOW—MED

SWIVEL DIRECT FLOW® INSERTS  
The Ultimate Ultrasonic Insert

WATER DELIVERY: THROUGH-TIP

Swivel Direct Flow inserts have all of the features of the revolutionary SWIVEL inserts plus unsurpassed through-tip water delivery. This design focuses the water flow directly to the tip, reducing excess spray and increasing visibility.

A special blend stainless steel alloy improves reliability for a longer life. These inserts also feature a longer 30kHz grip to improve grasp, access and adaptability in posterior areas.

The beveled edges of the #1000 Triple Bend make it ideal for removing tenacious stain and calculus.

Reach deep into pockets and achieve efficient subgingival scaling with the thin tips of the After Five Straight, Left and Right inserts. These probe-size tips enhance access into periodontal pockets.



							(Left, Straight, and Right)
	#10 Universal	#100 Thin	#1000 Triple Bend	Left	Straight	Right	Set of Three
25kHz Part Code	UI25SD10	UI25SD100	UI25SD1000	UI25SDL	UI25SDS	UI25SDR	UI25SDSET
30kHz Part Code	UI30SD10	UI30SD100	UI30SD1000	UI30SDL	UI30SDS	UI30SDR	UI30SDSET
POWER LEVEL	MED—HIGH	LOW—MED	LOW—HIGH	LOW—MED	LOW—MED	LOW—MED	LOW—MED

\* Source: Gerwatoski, L.J., McFall, D.B., Stach, D.: Carpal Tunnel Syndrome; Risk Factors and Preventive Strategies for the Dental Hygienist. Journal of Dental Hygiene, February 1992.

See page 9 for more information on Hu-Friedy's SWERV® Magnetostrictive Ultrasonic Scaling Unit.

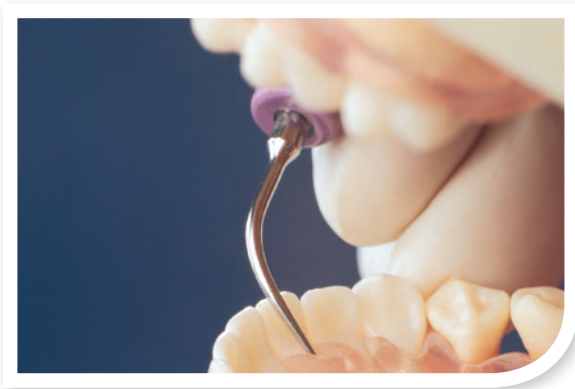


STREAMLINE® INSERTS

Efficient at low to medium/high power settings

WATER DELIVERY:  
INTERNAL FLOW FROM BASE OF TIP

Routine scaling is more efficient with our Streamline inserts, even at lower power settings. The water is delivered directly from the tip base, eliminating the need for an external water tube. The #3 Beavertail design is excellent for removal of gross calculus and orthodontic cement.



				
	#10 Universal	#100 Thin	#1000 Triple Bend	#3 Beavertail
25kHz Part Code	UI1025K	UI25K100S	UI100025K	UI325K
30kHz Part Code	UI1030K	UI30K100S	UI100030K	UI330K

POWER LEVEL	MED—HIGH	LOW—MED	LOW—HIGH	MED—HIGH
-------------	----------	---------	----------	----------

ORIGINAL PROPHY INSERTS

The Original Ultrasonic Insert

WATER DELIVERY:  
EXTERNAL OR EXTERNAL FIXED

Designed for the removal of all types of debris. The standard diameter Prophy style tip is the original ultrasonic insert design, with a finely beveled external water delivery tube. The PLUS™ insert features a fixed water delivery tube in a lightweight resin handle.



	
Original Prophy	Original Prophy PLUS
UI25KP10	UI25KP10P
UI30KP10	UI30KP10P

MED—HIGH	MED—HIGH
----------	----------

AFTER FIVE® PLUS INSERTS





Thinner probe-like tip design

WATER DELIVERY:  
EXTERNAL OR EXTERNAL FIXED

Reach deep into pockets and achieve efficient subgingival scaling with these thin tips, exclusively from Hu-Friedy. Probe-size tips (same tip design as the After Five inserts) enhance access into periodontal pockets.

Also available in metal handle.



				
	Left	Straight	Right	Set of Three
25kHz Part Code	UI25KSF10L	UI25KSF10S	UI25KSF10R	UI25KSFSET
30kHz Part Code	UI30KSF10L	UI30KSF10S	UI30KSF10R	UI30KSFSET

POWER LEVEL	LOW—MED	LOW—MED	LOW—MED	LOW—MED
-------------	---------	---------	---------	---------

# SWERV<sup>3</sup> MAGNETOSTRICTIVE SCALER

The SWERV<sup>3</sup> magnetostrictive power scaler combines power and handling in a unique ergonomic design that ensures the comfort of dental patients and professionals. It integrates finely tuned electronics that improve control and scaling efficiency in all clinical indications.

## POINTS OF PERFORMANCE

### DELIVER COMFORT TO YOUR PATIENTS

Finely tuned electronics provide a full range of power for outstanding results.

### ADJUST POWER ACCURATELY

Switching from low to medium/high power setting is easy with the color-coded dual power modes.

### EASILY DISINFECT

The smooth surface makes disinfection simple and easy.

### EFFORTLESSLY IDENTIFY SETTINGS

The color-coded, lighted display enhances vision and is easy to adjust with the touch of a button.

### AUTOMATICALLY PURGE WATERLINES

The auto-purge function helps remove air from waterlines and saves the clinician time between patients.

## SWERV<sup>3</sup> PART-CODES

SWERV <sup>3</sup> Series - 30K	UM3-30
SWERV <sup>3</sup> Series - 25K	UM3-25



## HANDPIECE FEATURES

### ERGONOMIC DESIGN

A lightweight, well-balanced design reduces clinician fatigue.

### REDUCED MUSCLE STRAIN

Large diameter handpiece reduces finger pinching for increased clinical comfort.

### COMFORT ZONE HANDPIECE

Enables use of a relaxed grasp that eliminates undesired pressure points.

### PATENTED SWIVEL™ INSERTS

For unmatched durability and superior scaling efficacy.

LIGHTWEIGHT,  
ERGONOMIC  
HANDPIECE



## MAGNETOSTRICTIVE SCALING





CARE & MAINTENANCE: MAGNETOSTRICTIVE

INSTRUCTIONS FOR USE:

To increase the o-ring life of Hu-Friedy ultrasonic inserts and to prevent water flow from the tip after release of the foot control, take the following steps before placing the insert into the handpiece: Hold the handpiece upright over the sink, activate the foot control and flush the water line for 2 minutes. Fill entire handpiece with water. Gently twist the insert into the handpiece until completely seated.

Swivel™ and Swivel Direct Flow® inserts - To maintain a smooth swivel, activate the foot switch and rotate insert 2-3 times.

All thin inserts (#100 Swivel, #100 Swivel Direct Flow, #100 Streamline, Swivel XT™ 30k, After Five® inserts) should be used on LOW TO MEDIUM power settings only. Swivel XT 25kHz should be used on low power only.

Warning: Do not expose resin or silicone handled ultrasonic inserts to solutions containing phenols, gluteraldehydes, iodophors or to dry heat sterilization. Use steam sterilization (autoclave) only for Swivel™ and Swivel Direct Flow® inserts.

Detailed care and maintenance instructions are available upon request or go to Hu-Friedy.com.

APPLICATION CHART:

	#10 Universal	#100 Thin	#1000 Triple Bend	Swivel XT	#3 Beavertail	After Five Inserts (Left, Straight, Right)	Original Prophy
Light to moderate deposits	•	•	•				•
Heavy deposits	•		•		•		•
Orthodontic cement							
Light to moderate deposits in periodontal pockets						•	
Tenacious subgingival deposits	•		•	•			•
Furcation areas						•	
Developmental concavities						•	

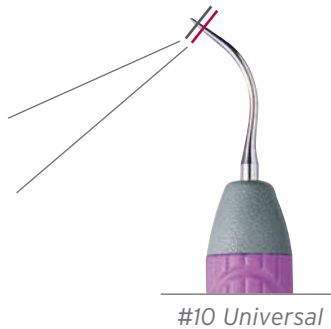
REPLACEMENT OF WORN INSERTS  
Actual Size Guide

Scaling efficiency can significantly diminish with worn insert tips. Inferior performance and poor water delivery can result from worn, damaged, bent or altered tips. For optimal scaling efficiency, we recommend checking inserts regularly for signs of wear.

OPTIMUM EFFICIENCY

1mm loss can result in  
25% efficiency loss (reorder)

2mm loss can result in  
50% efficiency loss (discard)



CROSS REFERENCE GUIDE:

HU-FRIEDY ULTRASONIC INSERTS				DENTSPLY CAVITRON+ INSERTS		
Tip Style	Handle	25kHz Part Code	30kHz Part Code	Tip Style	25kHz Handle	30kHz Handle
Swivel-						
#10 Universal	pink	UI25SS10	UI30SS10	TFI #10 Straight	grey	black
#100 Thin	black	UI25SS100	UI30SS100			
#1000 Triple Bend	orange	UI25SS1000	UI30SS1000	TFI #1000 Straight Triple	grey	black
Swivel XT™	purple	UI25SSXT	UI30SSXT	CTI-10S THINsert		purple
Swivel Direct Flow®						
#10 Universal	pink	UI25SD10	UI30SD10	FSI-10	dark blue	dark blue
#100 Thin	black	UI25SD100	UI30SD100	FSI-SLI 10S	green	green
#1000 Triple Bend	orange	UI25SD1000	UI30SD1000	FSI-1000	dark blue	dark blue
After Five® Straight	dark blue	UI25SDS	UI30SDS	FSI-SLI 10S	green	green
After Five® Right	red	UI25SDR	UI30SDR	FSI-SLI 10R	green	green
After Five® Left	teal	UI25SDL	UI30SDL	FSI-SLI 10L	green	green
Set of 3*	dark blue red teal	UI25SDSET	UI30SDSET	FSI-SLI Assorted	green	green
Streamline						
#10 Universal	pink	UI1025K	UI1030K	TFI #10 Straight	grey	black
#100 Thin	black	UI25K100S	UI30K100S			
#1000 Triple Bend	orange	UI100025K	UI100030K	TFI #1000 Straight Triple	grey	black
#3 Beavertail	yellow	UI325K	UI330K	Bend TFI #3 Thin Beavertail	grey	black
Original Prophy Designs				Classic "P"™		
#10 Universal	metal	UI25KP10	UI30KP10		metal	metal
#10 Universal PLUS™	green	UI25KP10P	UI30KP10P			
After Five® - Periodontal Debridement				SLI Slimline®		
After Five® Straight	metal	UI25KSL10S	UI30KSL10S		metal	metal
After Five® Right	metal	UI25KSL10R	UI30KSL10R		metal	metal
After Five® Left	metal	UI25KSL10L	UI30KSL10L		metal	metal
Set of 3*	metal	UI25KSLSET	UI30KSLSET		metal	metal
After Five® PLUS™ - Periodontal Debridement						
After Five® PLUS™ Straight	dark blue	UI25KSF10S	UI30KSF10S			
After Five® PLUS™ Right	red	UI25KSF10R	UI30KSF10R			
After Five® PLUS™ Left	teal	UI25KSF10L	UI30KSF10L			
Set of 3*	dark blue red teal	UI25KSFSET	UI30KSFSET			
				*Set of 3 includes a straight, right and left. IMPORTANT NOTE: Hu-Friedy® and Dentsply® are competitors. This chart is not intended to suggest that the respective Dentsply® and Hu-Friedy® ultrasonic inserts are equivalent or comparable. Instead, this chart suggests an alternative Hu-Friedy brand ultrasonic insert based on the experience and recommendations of clinicians who have previously used the listed Dentsply inserts. †Dentsply, Cavitron, Slimline, Classic "P", TFI, SLI and FSI are trademarks of DENTSPLY International, Inc.		

# SYMMETRY PIEZO SCALING TIPS

Generating Perfect Harmony.

Our special blend of stainless steel works in harmony with your generator's ultrasonic energy to optimize vibration for superior scaling efficiency and unmatched durability. S-Series tips are compatible with Hu-Friedy's Symmetry IQ®, Satelec and NSK generators. E-Series tips are compatible with all EMS generators.



## PIEZOELECTRIC SCALING

### AFTER FIVE DESIGNS

#### STRAIGHT, LEFT & RIGHT AFTER FIVE TIPS

These probe sized tips are designed to enhance access into periodontal pockets and improve adaptation in interproximal areas, allowing the clinician to more thoroughly debride difficult to reach areas to achieve better clinical results.



AFTER FIVE STRAIGHT  
S-SERIES: USAFS  
E-SERIES: *not available*



AFTER FIVE RIGHT  
S-SERIES: USAFR  
E-SERIES: *not available*



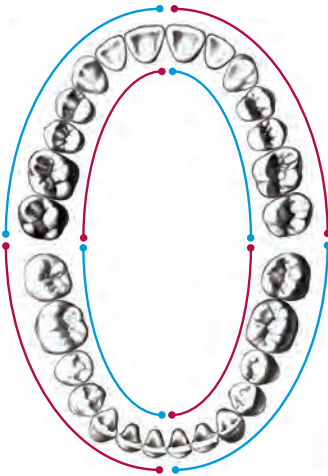
AFTER FIVE LEFT  
S-SERIES: USAFL  
E-SERIES: *not available*

POWER LEVEL MED

MED

MED

#### LEFT & RIGHT TIP USAGE GUIDE



■ AFTER FIVE LEFT  
■ AFTER FIVE RIGHT

Footnote: S-Series tips are compatible with Symmetry, Satelec/Acteon and NSK Piezo Generators.  
E-Series tips are compatible with EMS Piezo Generators





S10 UNIVERSAL  
S-SERIES: USS10  
E-SERIES: UES10  
Standard diameter tip used to remove heavy supragingival deposits.



P UNIVERSAL  
S-SERIES: USP  
E-SERIES: UEP  
Standard diameter tip used to remove moderate to heavy deposits located supragingivally and in shallow pockets.



P10 UNIVERSAL  
S-SERIES: USP10  
E-SERIES: *not available*  
Standard diameter tip used to remove light deposits and plaque. Tip features smooth edges for safe removal of soft and hard deposits.



100 UNIVERSAL  
S-SERIES: US100  
E-SERIES: UE100  
Probe-sized tip used to remove light deposits in shallow to moderate pockets and for periodontal maintenance.

POWER LEVEL MED—HIGH

MED—HIGH

POWER LEVEL MED

MED—HIGH



UNIVERSAL PERIO

S-SERIES: USU  
E-SERIES: *not available*

Thin tip used to remove light deposits and plaque. Tip features smooth edges for safe removal of soft and hard deposits.

100 UNIVERSAL MODIFIED

S-SERIES: *not available*  
E-SERIES: UE100M

Thin tip used to remove light deposits and plaque. Tip features smooth edges for safe removal of soft and hard deposits.

LEFT PERIO

S-SERIES: US4L  
E-SERIES: *not available*

Standard diameter contra-angle tip used to remove calculus on all surfaces of premolars and molars, especially difficult to reach interproximal surfaces.

RIGHT PERIO

S-SERIES: US4R  
E-SERIES: *not available*

Standard diameter contra-angle tip used to remove calculus on all surfaces of premolars and molars, especially difficult to reach interproximal surfaces.

POWER LEVEL MED

MED—HIGH

POWER LEVEL LOW

LOW





**3 PERIO**  
**S-SERIES: USP3**  
**E-SERIES: UEP3**  
Thin-bladed curette-like tip used to remove heavy deposits and necrotic cementum on anteriors and premolars.



**LEFT DIAMOND**  
**S-SERIES: US2LD**  
**E-SERIES: UE2LD**  
Thin, contra-angle diamond-coated finishing instrument used for removal of residual debris and designed to enhance access to deep periodontal pockets and furcations.



**RIGHT DIAMOND**  
**S-SERIES: US2RD**  
**E-SERIES: UE2RD**  
Thin, contra-angle diamond-coated finishing instrument used for removal of residual debris and designed to enhance access to deep periodontal pockets and furcations.



**STRAIGHT DIAMOND**  
**S-SERIES: US1D**  
**E-SERIES: UE1D**  
Thin, straight diamond-coated finishing instrument used for removal of residual debris and designed to enhance access to deep periodontal pockets primarily in anterior areas.

POWER LEVEL LOW

LOW

POWER LEVEL LOW

LOW

Scaling & Perio

# GUARDIAN™ WRENCH/TIP CARRIER

Symmetry Piezo Tips come with the color-coded Guardian Tip Carrier—an innovative torque-limiting wrench/tip carrier designed for remarkably safe and easy connection to the handpiece.

## THE EXCLUSIVE COLOR-CODED GUARDIAN WRENCH/TIP CARRIER\* ENSURES PROPER POWER SETTING SELECTION FOR OPTIMAL TIP PERFORMANCE.

### SAFE

Tip is recessed in the patented Guardian Tip Carrier to minimize the risk of injury when attaching the tip to the handpiece.

### EASY

Simply twist the Guardian Tip Carrier clockwise until you hear the “click” sound to ensure the tip is securely attached to the handpiece.

### CONVENIENT

Holds tip during cleaning and sterilization to prevent loss or damage to tip.

## PIEZOELECTRIC SCALING



SCALING WRENCH/TIP CARRIER

Tips contained in an ORANGE wrench should be used primarily on medium to high power (in orange mode or scaling mode if applicable).

POWER LEVEL HIGH



SCALING WRENCH/TIP CARRIER

Tips contained in a BLUE wrench should be used primarily on low to medium power (in blue mode or scaling mode if applicable).


POWER LEVEL MED



PERIO WRENCH/TIP CARRIER

Tips contained in a GREEN wrench should be used primarily on low power (in green mode or perio mode if applicable).

POWER LEVEL LOW



EASY TO IDENTIFY  
CHAIRSIDE



### What type of Sterilization unit does your office use?

If a Statim 2000 unit is the only sterilizer in your office, you will need to order special shorter Hu-Friedy Guardian Wrenches to ensure compatibility with your sterilizer:

USRTWSG - Green, S-Series  
USRTWSB - Blue, S-Series

UERTWSG - Green, E-Series  
UERTWSB - Blue, E-Series

Note: Please order tips separately.

Refer to Power Setting Cross Reference on page 26 for equipment specific power settings.  
\*Color of the Guardian indicates equipment application mode (if applicable). Refer to your equipment for Scaling and Perio application mode.



# SYMMETRY IQ® 4000

## MULTI-FUNCTIONAL PIEZO DEVICE

Hu-Friedy's Symmetry IQ® 4000 features a lightweight, ergonomically balanced handpiece, a self-contained, large-capacity irrigation supply allowing for portability and the use of medicaments and touch-pad controls with a memory feature for more efficient patient treatment.

### POINTS OF PERFORMANCE

- ENSURE MORE PATIENT COMFORT**  
Smooth circuitry and adjustable water flow allow for a better patient experience.
- SPEND MORE TIME ON PATIENT CARE**  
Convenient memory feature allows for faster set-up time between patients.
- MAINTAIN THE DEVICE EFFICIENTLY**  
Modular plug and play design provides convenient serviceability of unit and eliminates the cost and inconvenience associated with sending the unit out for repair.
- CLEAN SIMPLY AND THOROUGHLY**  
The smooth surface simplifies infection control procedures and minimizes the risk of cross contamination.
- USE MEDICAMENTS & WATER EFFORTLESSLY**  
Stand alone, large capacity (350 or 500mL) irrigation supply allows for increased portability and use of medicaments. Switch to city water with the touch of a button.

Symmetry IQ® 4000



### SYMMETRY IQ PART CODES

Symmetry IQ 3000 Device (no irrigation bottle)	UP3-120
Symmetry IQ 4000 Device	UP4-120



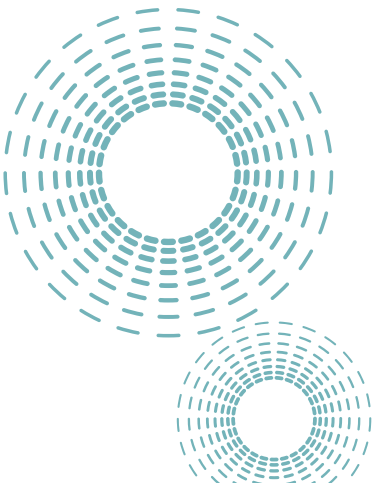
Symmetry IQ® 3000

### PIEZOELECTRIC SCALING



### SYMMETRY HANDPIECE

- FIBER-OPTIC LIGHTING**  
Fiber-optic illumination reduces eye strain and enhances visibility.
- LARGE DIAMETER, ERGONOMIC DESIGN**  
The large diameter ergonomic handpiece relaxes hand grasp for accuracy and control, eliminates pressure points and improves tactile sense.
- LIGHTWEIGHT**  
The lightweight handle reduces muscle strain and hand fatigue, enhancing clinician comfort.



FIBER-OPTIC  
LIGHTING



CARE & MAINTENANCE: PIEZOELECTRIC

CLEANING & STERILIZATION:

- Piezo tips remain in the Guardian Tip carrier during the complete cleaning, disinfection and sterilization reprocessing cycle.
- Clean using ultrasonic cleaner or thermodisinfectior.
- Steam sterilize for at least 5 minutes at 273°F/134°C or 20 minutes at 250°F/121°C. Do not heat above 350°F/177°C.
- Clean, disinfect, inspect and and steam sterilize before each use following the respective equipment manufacturer's users instructions.
- Do not expose to phenols, iodophors or dry heat sterilization.\*

HU-FRIEDY ITEM CODE CROSS REFERENCE:

HU-FRIEDY	SATELEC	NSK VARIOS	EMS
USS10	S1	G1	
UES10			A
US100	10Z	G6	
UE100			PS
UE100M			PL3
USP10	10P	G4	
USP	1S	G5	
UEP			P
USU	PFU	P20	
USP3	H3	P10	
UEP3			
US4R	H4R		
US4L	H4L		
US1D	H1		
UE1D			
US2RD	H2R	PD3	
UE2RD			
US2LD	H2L	PD2	
UE2LD			
USAFS		P20	
USAFL		P21L	
USAFR		P21R	

REPLACEMENT OF WORN TIPS

Scaling efficiency can significantly diminish with worn insert tips. Inferior performance and poor water delivery can result from worn, damaged, bent or altered tips. For optimal scaling efficiency, we recommend checking inserts regularly for signs of wear.

OPTIMUM EFFICIENCY

1mm loss can result in 25% efficiency loss (reorder)  
2mm loss can result in 50% efficiency loss (discard)



APPLICATION CHART:

	S10	U	100, 100M	P10	P3	4R, 4L	1D	2RD, 2LD	P	AFS, AFL, AFR
Light to moderate supragingival deposits	•	•	•		•				•	
Heavy supragingival deposits	•			•					•	
Light to moderate deposits in shallow pockets		•	•		•		•		•	•
Light to moderate deposits in deep periodontal pockets					•		•	•		•
Moderate to heavy deposits in deep periodontal pockets						•				
Furcation areas							•			

POWER SETTINGS CROSS REFERENCE:

HU-FRIEDY	APPLICATION				POWER SETTING				
TIP	HU-FRIEDY	SATELEC	NSK	POWER	HU-FRIEDY SYMMETRY IQ	SATELEC P5	SATELEC SP NEUTRON	NSK VARIOS	EMS MINI-PIEZON
USS10		SCALING	SCALING	MED	2 - 8 1 - 4	7 - 9	8 - 10	Min - 3	
UES10				MED					1 - 6
USP10		SCALING	SCALING	MED	1 - 4	7 - 8	8 - 10	Min - 3	
UEP				MED					1 - 6
USP		SCALING	SCALING	MED	2 - 10 1 - 4	7 - 9	8 - 10	Min - 3	
US100		SCALING	SCALING	MED	4 - 10 1 - 3	4 - 6	6 - 8	Min - 1	
USU		SCALING	SCALING	MED	4 - 10 1 - 3	7 - 8	1 - 6	Min - 4	
USAFS		SCALING	SCALING	MED	1 - 5	7 - 8	8 - 10	Min - 3	
USAFL		SCALING	SCALING	MED	1 - 5	7 - 8	8 - 10	Min - 3	
USAFR		SCALING	SCALING	MED	1 - 5	7 - 8	8 - 10	Min - 3	
UE100				LOW					
UE100M				LOW					1 - 3
USP3		PERIO	PERIO	LOW	4 - 10	1 - 3	1 - 4	Min - 4	
UEP3				LOW					1 - 3
US4R		PERIO	PERIO	LOW	6 - 10 1 - 6				
US4L		PERIO	PERIO	LOW					
US1D		PERIO	PERIO	LOW	7 - 10 1 - 6				
UE1D				LOW					1 - 3
US2RD		PERIO	PERIO	LOW	1 - 5	1 - 3	1 - 4	Min - 4	
UE2RD				LOW					1 - 3
US2LD		PERIO	PERIO	LOW	1 - 5	1 - 3	1 - 4	Min - 4	
UE2LD				LOW					1 - 3



## HU-FRIEDY ULTRASONIC SATISFACTION GUARANTEE

Hu-Friedy is committed to YOU, our valued customer. If for any reason you are unhappy with your Hu-Friedy Ultrasonic Insert or Piezo Tip within the first 30 days of purchase, **simply return it with the invoice for a product exchange or full refund**—no questions asked. No other company offers such a comprehensive guarantee.

In addition to the Satisfaction Guarantee, Hu-Friedy offers warranties for ultrasonic tips and inserts, SWERV<sup>3</sup> magnetostrictive scaler, and Symmetry IQ<sup>®</sup> piezoelectric devices in the event of failure due to a defect in material/or workmanship. For complete details regarding these warranties, please visit <http://www.hu-friedy.com/support/warranties.aspx>

For more information about  
Hu-Friedy's Total Solutions visit

**HU-FRIEDY.COM**

### PERIODONTAL



### RESTORATIVE



### ORTHODONTIC




### INSTRUMENT MANAGEMENT



### ENDODONTIC



### SURGICAL



### ULTRASONIC SCALING



Hu-Friedy Mfg. Co., LLC: 3232 N. Rockwell Street | Chicago, IL 60618 | USA  
Telephone: 1-800-Hu-Friedy (1-773-975-6100) | Website: Hu-Friedy.com

©2011 Hu-Friedy Mfg. Co., LLC. All rights reserved. HF-472/0512

CE 0120

**Hu-Friedy**